

## Introducing PerkSpot

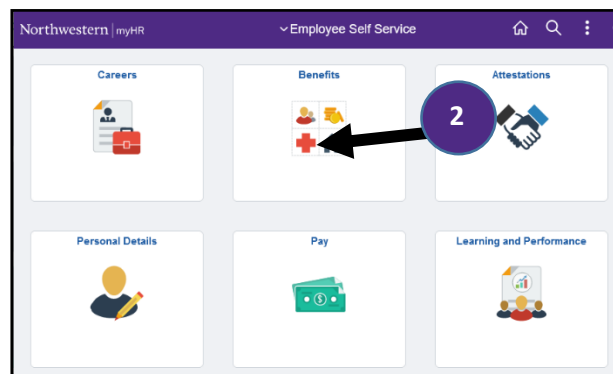
Northwestern has partnered with PerkSpot to offer faculty and staff and their family members discounts from 900+ merchants nationwide. When you register with PerkSpot you can access discounts and exclusive offers on a wide range of goods and services, including:

- Buying a new car
- Cell phone discounts
- Computer discounts
- Gifts
- Movie tickets
- Chicago sports tickets
- Fitness discounts
- Real estate and moving discounts

To access the PerkSpot portal, follow the steps below.

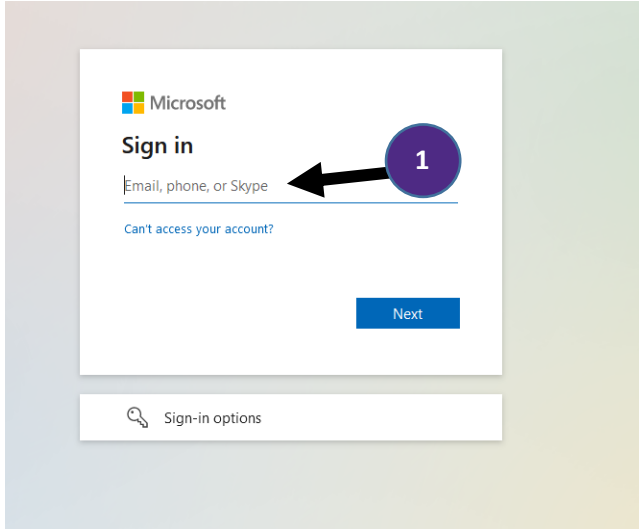
### Accessing PerkSpot

1. Login to myHR at <https://www.northwestern.edu/myhr/>
2. Select the **Benefits** Tile from Self Service

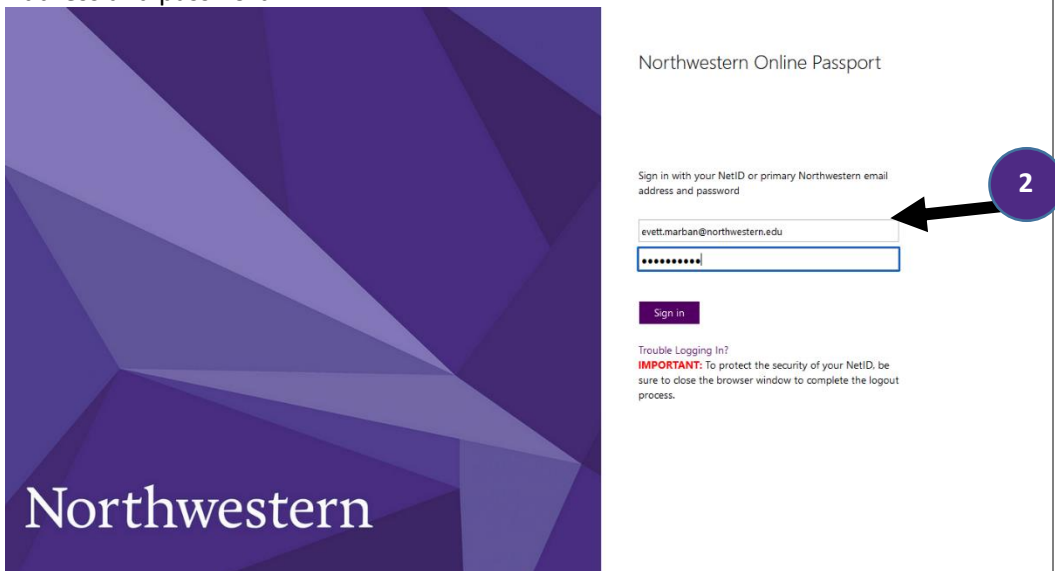


3. Select **PerkSpot** on the left-hand side (if nothing happens use the [How to Turn Off Pop-Up Blocker](#) guide)

1. The first time you access PerkSpot, you will be directed to the Active Directory sign in page to enter your Northwestern email address.



2. After entering your Northwestern email address, you will be directed to the NU Online Passport page to complete your login. Enter your Northwestern email Address and password.



3. You will be asked if you want to stay signed in – click “YES”
4. DUO multifactor authentication will ask you to authenticate
5. You will be signed in to PerkSpot